



# Dewsbury

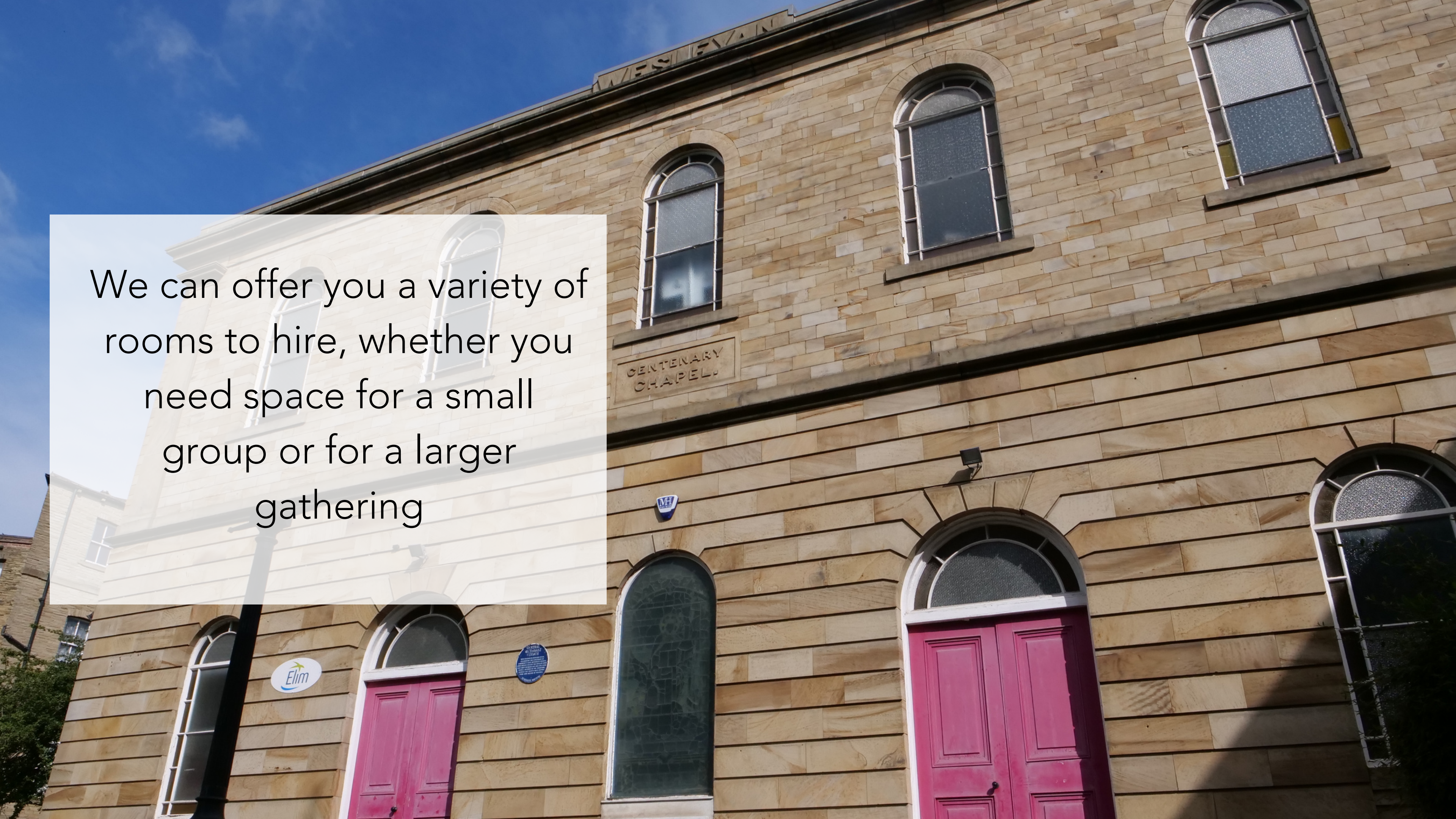
ELIM CHURCH

VENUE HIRE

WESTLEYAN

Dewsbury Elim Church is conveniently situated in the heart of Dewsbury available to hire for meetings, weddings, conferences and corporate events.

CENTENARY  
CHAPEL

The image shows the exterior of a three-story stone building, identified as Centenary Chapel. The building features a mix of window styles, including arched windows on the upper floors and arched doorways on the ground floor. Two prominent doors are painted a vibrant pink. The stone is a light tan color with horizontal courses. A semi-transparent white text box is overlaid on the left side of the image. The sky is clear and blue.

We can offer you a variety of rooms to hire, whether you need space for a small group or for a larger gathering

CENTENARY  
CHAPEL

Elim

1870-1871  
BY ROBERT  
H. STOKES  
FOR THE  
CENTENARY

# MAIN HALL

The Main Hall makes up the centre of the building. Large and spacious, it offers seating for up to 250 people. A beautiful room with high ceilings and pillars.




# MAIN HALL

It is fitted with a stage area, audio visual equipment and powerful, adjustable lighting, making it ideal for large party events as well as conferences and more. The room also benefits from a hearing loop system.

# MAIN HALL




# UPPER HALL

The image shows a bright, clean room with green patterned carpeting. On the left, there is a long white storage unit with a black top surface. A black television is mounted on the wall above it. In the background, there are blue chairs and a table. A large window with yellow-tinted glass is visible. On the right wall, there is a framed board titled "Prayer Board" with various colorful cards and notes pinned to it. A small circular logo is visible in the top right corner of the image.

The Upper Hall is suitable for up to 50 people with direct access to the kitchen and the Play Room.

# UPPER HALL

The image shows a large, empty room with green patterned carpeting. On the left, there are two long, narrow tables with metal legs. In the center, a white door is visible. To the right of the door, there is a staircase with a white railing and a metal cart. A large black screen is mounted on the wall to the right. The room is well-lit with recessed ceiling lights.

Equipped with audio visual equipment, and accessible fixtures including a Stairlift and an accessible toilet.



# UPPER HALL



# COFFEE LOUNGE

Our Coffee Lounge can seat up to 25 people. It can be used as a welcome and break-out room in conjunction with the main hall or as a separate space for a variety of functions.



# COFFEE LOUNGE

It is often used as a café area and there is a serving hatch linking the room with the adjoining kitchen.



For enquiries or to discuss a booking, please contact the church office on 01924 430062 or send us an email to [office@dewsburyelim.org.uk](mailto:office@dewsburyelim.org.uk)